



facts & figures

Exchange Traded Funds

New ETF Provider Launched on Xetra

Since 15 December 2008, exchange-traded funds issued by ETF Securities have been tradable for the first time on Xetra®. With this extension of the XTF segment, Deutsche Börse is further expanding its position as Europe's leading ETF trading venue. "We welcome ETF Securities as the twelfth ETF provider on Xetra – Europe's leading ETF trading platform in terms of turnover. We embrace the issuer's decision to expand its Xetra-traded product range, comprising more than one hundred exchange-traded commodities, to include exchange-traded funds", said Rainer Riess, Managing Director of Deutsche Börse's Cash Market Development department.

The new ETFs are an expansion to the current ETC offering, allowing investors to complement their

direct commodity investments with indirect exposure to the commodity market. The extensive ETF Securities product range offers investors easy access to equities in the following commodity sectors: alternative energy sources, water, nuclear energy and agriculture.

Now, for the first time, ETFs based on the leading US equity indices Russell 1000 and Russell 2000 are tradable on Xetra. Both indices are considered to be comprehensive and balanced benchmarks for large and small listed companies from the US.

deutsche-boerse.com > [Trading & Clearing > Tradable Instruments > ETFs](#)

Market Report

High Volatility, Active Trading

Trading volumes in ETFs on Xetra® were exceptionally high from October to November, which is not surprising in light of the high volatility. Toward the year's end, primarily private investors positioned themselves, probably due to the impending withholding tax. Following the initial calm, January saw a revitalization of the market. In the meantime, volatility has been cut in half, measured against the VDAX-NEW®.

During the past months, investors mainly traded ETFs on blue chip indices and on broad-based indices. Demand was almost equally high for money market securities and those close to the money market – especially the db x-trackers EONIA (WKN DBX0AN), which tracks the interest rate in inter bank trading; the iShares eb.rexx Money Market (WKN AOQ4RZ) and the Lyxor ETF Euro Cash (WKN LYX0B6) – three prime positions for liquidity, given the high degree of uncertainty as opposed to other investments. The managed assets in the former reached a level of €5.4 billion. Other fixed-income ETFs were periodically also heavily traded – across all maturity segments.

The strong price movements further stimulated trading with strategy ETFs, especially the ShortDAX-Tracker (WKN DBX1DS) and its counterpart on the DJ EURO STOXX 50 (WKN DBX1SS), which are developing in the opposite direction of their basic indices. The fact that it does not require a linear development over a longer period as has astounded a number of investors. The reason: its performance is reassessed on a daily basis.

Trading volumes in two funds on the Swiss benchmark index SMI, which contains the 20 major stocks traded at the Zurich Stock Exchange, were also remarkably high. The db x-trackers SMI ETF (WKN DBX1SM) as well as the iShares SMI (DE) (WKN 593396) were predominantly exposed to buying activity. Largely defensive shares from the sectors Chemicals, Pharmaceuticals and Food & Beverages constitute the SMI, far outweighing banks. At the end of last year, the SMI experienced much smaller losses than other European indices, which in turn raised its attractiveness for investors. In the meantime, this performance discrepancy has been evened out, and investors have disposed of these ETFs.

Top Performer Q4/2008¹⁾

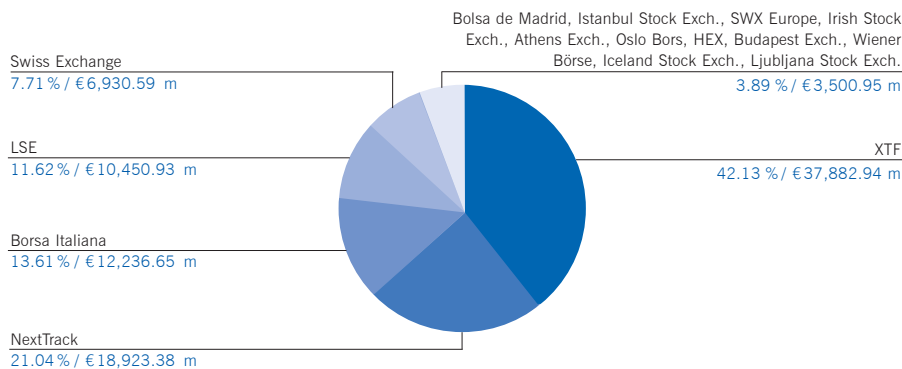
	in %
db x-trackers DJ STOXX 600 Banks Short ETF	55.23
db x-trackers Currency Momentum ETF	23.44
db x-trackers DJ STOXX 600 Techn. Short ETF	20.72
db x-trackers S&P 500 Short ETF	15.62
iShares eb.rexx Gov. Germany 10.5+ (DE)	14.31
db x-trackers II iTraxx Cross. 5-year Short TRI	14.27
iShares \$ Corporate Bond	14.23
db x-trackers DJ EURO STOXX 50 Short ETF	13.37
db x-trackers II iBoxx € Sov. Euroz. 25+ TRI	12.60
iShares \$ Treasury Bond 7-10	12.38

Most Active Q4/2008

	Ø Turnover/Month in € m
iShares DAX (DE)	2,009.67
iShares DJ EURO STOXX 50 (DE)	1,352.05
db x-trackers II EONIA TR Index ETF	882.34
db x-trackers ShortDAX ETF	862.82
db x-trackers DJ EURO STOXX 50 Sh.	571.29
iShares DJ EURO STOXX 50	556.09
db x-tracker DAX ETF	517.26
db x-tracker DJ EURO STOXX 50 ETF	321.08
Lyxor ETF DAX	298.38
iShares eb.rexx Money Market	239.56

European Markets

Market Share/ Turnover of European ETF Segments Q4/2008



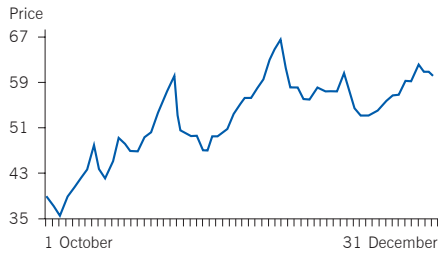
Source: Deutsche Börse. Bloomberg. SWX Europe. SWX

27. Januar 2009, Editorial Team www.boerse-frankfurt.de

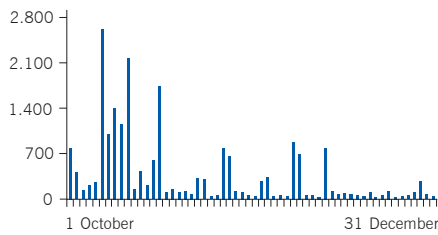
Top Performer Q4/2008

db x-trackers DJ STOXX 600 Banks Sh. (55.23%)

Performance based on NAV



Xetra Turnover in € thousand

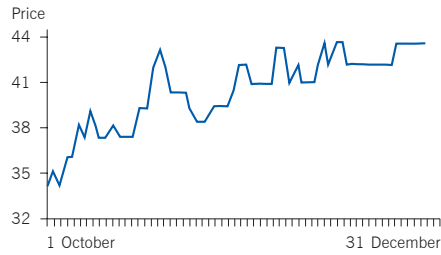


Key Figures:

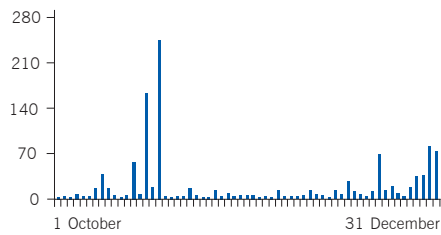
Management company: db x-trackers
 Benchmark: DJ STOXX 600 Banks Short Index
 Launch Date: 28 January 2008
 Assets: € 24.90 m
 Management fee: 0.50% p. a.
 Front-end load via exchange: 0%

db x-trackers Currency Momentum (23.44%)

Performance based on NAV



Xetra Turnover in € thousand

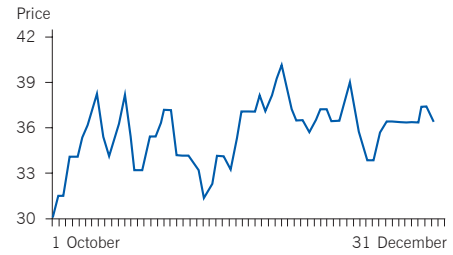


Key Figures:

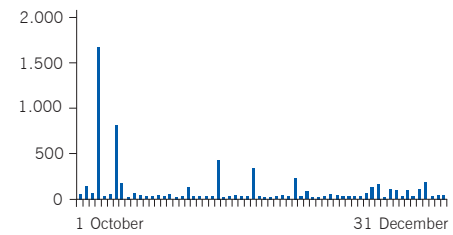
Management company: db x-trackers
 Benchmark: Euro Currency LIBOR 3-month
 Launch Date: 6 February 2008
 Assets: € 4.32 m
 Management fee: 0.30% p. a.
 Front-end load via exchange: 0%

db x-trackers DJ STOXX 600 Techn. Sh. (20.72%)

Performance based on NAV



Xetra Turnover in € thousand



Key Figures:

Management company: db x-trackers
 Benchmark: DJ STOXX 600 Technology Short Index
 Launch Date: 17 March 2008
 Assets: € 13.91 m
 Management fee: 0.50% p. a.
 Front-end load via exchange: 0%

Solutions for Different Investors

The success of ETFs in Germany has a simple cause – they fulfill investors' wishes. Exchange volumes show that equity ETFs focused on the DAX 30 index are among the most popular products, by far. They have been experiencing the highest demand, and a saturation of the market is not in sight. ETFlab already manages roughly € 1.4 billion in the ETFlab DAX, introduced in March 2008, even though the index experienced a loss in value during the same period of more than 25 percent. The market, however, is far from saturation of volumes or from reaching the limits of the sector's innovative power. ETFlab was thus also able to launch the first ETF on the DAX price index ("ETFlab DAX (distributing)"; WKN: ETFL06).

The different payment profiles are increasingly coming into investors' focus. In the current market situation, dividend yields are being compared to bond and money market interest in order to emphasize the attractiveness of stocks as an investment class. A product offering a respective distribution profile in a key investment of German investors, the DAX index, should consequently be available.

It is notable that German investors are used to the DAX index as a performance index and as such regard it as normal. The DAX price index which does not take into account dividend yields in its index value, on the other hand, seems to be calling for an explanation. It is often forgotten that all other major European indices such as the CAC-40 or the

British FTSE 100 are price indices. The same is true for the key US indices Dow Jones, S&P 500 as well as the Japanese Nikkei 225.

For dividend yields of the regular DAX performance index, the respective stock prices need to be adjusted by the distribution amount via a correction factor. This poses a challenge for ETF suppliers such as ETFlab, which replicate the index through the actual securities. A synthetic price which enters the index calculation is fixed on the ex-day, usually the day following the general meeting with the dividend determination. This reinvestment is to be tracked for the ETF as accurately as possible. In the calculation of the price index, the calculation of a correction factor simply becomes unnecessary. The respective ETF can thus retain its cash reserve and distribute it among investors.

Especially in ETFs, German investors seek simplicity, transparency and security, but also disbursement profiles that match their expectations. The performance index offers investors a good overview of their total return from price gains plus dividend distribution. On the other hand, the price index and its ETF offer regular disbursement of dividend yields. The respective ETFs on the various indices offer solutions for a variety of investors' needs.



Andreas Fehrenbach
 CEO
 ETFlab Investment GmbH

New ETFs

	Issuer	ISIN	Xetra Code	Management-Fee	NAV in € 31 Dec. 2008	Listing-Date
Equity Funds						
ComStage ETF ATX	ComStage ETF	LU0392496690	C031	0.25 %	17.00	18 Dec. 2008
ComStage ETF MSCI EM Eastern Europe TRN	ComStage ETF	LU0392495379	X016	0.60 %	17.81	18 Dec. 2008
ComStage ETF MSCI EMU TRN	ComStage ETF	LU0392494729	X012	0.25 %	12.82	18 Dec. 2008
ComStage ETF MSCI Europe Large Cap TRN	ComStage ETF	LU0392496187	X024	0.25 %	39.80	18 Dec. 2008
ComStage ETF MSCI Europe Mid Cap TRN	ComStage ETF	LU0392496260	X025	0.35 %	31.83	18 Dec. 2008
ComStage ETF MSCI Europe Small Cap TRN	ComStage ETF	LU0392496344	X026	0.35 %	9.80	18 Dec. 2008
ComStage ETF MSCI Europe TRN	ComStage ETF	LU0392494646	X011	0.25 %	22.66	18 Dec. 2008
ComStage ETF MSCI Japan TRN	ComStage ETF	LU0392494542	X017	0.45 %	23.90	18 Dec. 2008
ComStage ETF MSCI North America TRN	ComStage ETF	LU0392494992	X013	0.25 %	15.73	18 Dec. 2008
ComStage ETF MSCI Pacific ex Japan TRN	ComStage ETF	LU0392495296	X015	0.60 %	15.56	18 Dec. 2008
ComStage ETF MSCI Pacific TRN	ComStage ETF	LU0392495023	X014	0.60 %	21.00	18 Dec. 2008
ComStage ETF MSCI Russia 30% Capped TRN	ComStage ETF	LU0392495536	X018	0.60 %	56.91	18 Dec. 2008
ComStage ETF MSCI Taiwan TRN	ComStage ETF	LU0392495619	X019	0.60 %	6.50	18 Dec. 2008
ComStage ETF MSCI USA Large Cap TRN	ComStage ETF	LU0392495882	X021	0.25 %	42.20	18 Dec. 2008
ComStage ETF MSCI USA Mid Cap TRN	ComStage ETF	LU0392495965	X022	0.35 %	35.45	18 Dec. 2008
ComStage ETF MSCI USA Small Cap TRN	ComStage ETF	LU0392496005	X023	0.35 %	8.20	18 Dec. 2008
ComStage ETF MSCI USA TRN	ComStage ETF	LU0392495700	X020	0.25 %	14.23	18 Dec. 2008
ComStage ETF MSCI World TRN	ComStage ETF	LU0392494562	X010	0.40 %	15.02	18 Dec. 2008
ComStage ETF SMI	ComStage ETF	LU0392496427	C030	0.25 %	36.99	18 Dec. 2008
ComStage ETF TOPIX	ComStage ETF	LU0392496773	C021	0.45 %	6.73	18 Dec. 2008
ETFS DAXglobal Alternative Energy Fund	ETF Securities	DE000A0Q8M94	ETLU	0.65 %	12.10	5 Dec. 2008
ETFS Janney Global Water Fund	ETF Securities	DE000A0Q8M86	ETLT	0.65 %	25.95	5 Dec. 2008
ETFS Russell 1000 Fund	ETF Securities	DE000A0Q8ND6	ETLY	0.35 %	13.27	5 Dec. 2008
ETFS Russell 2000 Fund	ETF Securities	DE000A0Q8NE4	ETLZ	0.45 %	12.92	5 Dec. 2008
ETFS S-Net ITG Global Agri Business Fund	ETF Securities	DE000A0Q8NA2	ETLV	0.65 %	19.47	5 Dec. 2008
ETFS WNA Global Nuclear Energy Fund	ETF Securities	DE000A0Q8M37	ETLN	0.65 %	15.32	5 Dec. 2008
Lyxor ETF MSCI Asia APEX 50	Lyxor ETF	FR0010652867	LYQI	0.50 %	34.53	5 Dec. 2008
ComStage ETF DJ STOXX 600 Real Estate TR	ComStage ETF	LU0378436793	C074	0.25 %	10.22	20 Oct. 2008
Lyxor ETF MSCI EMU	Lyxor ETF	FR0007085501	LYQC	0.35 %	29.40	1 Oct. 2008
Lyxor ETF MSCI Malaysia	Lyxor ETF	FR0010397554	LYQE	0.65 %	6.71	1 Oct. 2008
Lyxor ETF MSCI Taiwan	Lyxor ETF	FR0010444786	LYQD	0.65 %	4.01	1 Oct. 2008
Lyxor ETF MSCI Thailand	Lyxor ETF	FR0010398719	LYQF	0.65 %	3.83	1 Oct. 2008
Lyxor ETF Pan Africa	Lyxor ETF	FR0010636464	LYQH	0.85 %	6.09	1 Oct. 2008
Bond Funds						
PowerShares EuroMTS Cash 3 Months Fund	PowerShares	IE00B3BPCH51	PJEU	0.15 %	100.26	3 Nov. 2008
db x-trackers II iTraxx Eur. Sen. Fin. 5-year TRI	db x-trackers II	LU0378819295	DBZD	0.18 %	104.08	30 Oct. 2008
db x-trackers II iTraxx Eur. Sub. Fin. 5-year TRI	db x-trackers II	LU0378819378	DBZE	0.21 %	101.87	30 Oct. 2008
Strategy Funds						
ComStage ETF DJ EURO STOXX 50 Leveraged TR	ComStage ETF	LU0392496930	C053	0.35 %	12.91	18 Dec. 2008
ComStage ETF DJ EURO STOXX 50 Short TR	ComStage ETF	LU0392496856	C052	0.35 %	48.88	18 Dec. 2008
db x-trackers Quirin Wealth Management TRI	db x-trackers II	LU0397221945	DBX0	0.72 %	93.82	1 Dec. 2008
db x-trackers II iTraxx Eur. Sen. F. 5-year Sh. TRI	db x-trackers II	LU0378819709	DBZG	0.18 %	109.74	30 Oct. 2008
db x-trackers II iTraxx Eur. Sub. F. 5-year Sh. TRI	db x-trackers II	LU0378819881	DBZH	0.21 %	111.21	30 Oct. 2008
Lyxor ETF Short Strategy Europe	Lyxor ETF	FR0010589101	LYQG	0.40 %	118.78	1 Oct. 2008

All ETFs – December 2008

The following table provides an overview of all currently traded index funds and active funds in the XTF segment. Index funds (ETFs) mirror the performance of an underlying index. Active ETFs pursue an active investment strategy. Such investment strategy may aim at exceeding the performance of a reference index or replicating the performance of a reference index with a variable participation rate.

Equity Funds

Country Indices

	ISIN	Xetra Code	Ø Turnover/Month Q4 in € m	Management-Fee	XLM ²⁾ Dec. 08 in Bp	Performance ¹⁾ Q4	NAV in € 31 Dec. 08	Assets u. M. ³⁾ in € m
Germany								
ComStage ETF DAX TR	LU0378438732	C001	123.42	0.12 %	8.58	-20.14 %	46.37	233.18
db x-tracker DAX ETF	LU0274211480	DBXD	517.26	0.15 %	9.84	-17.54 %	48.02	780.36
ETFlab DAX	DE000ETFLO11	EL4A	54.53	0.15 %	9.79	-17.35 %	47.69	1.347.08
ETFlab DAX (Preisindex)	DE000ETFLO60	EL4F	4.24	0.15 %	21.87	-17.38 %	30.18	71.44
iShares DAX (DE)	DE0005933931	EXS1	2.009.67	0.15 %	8.31	-17.55 %	45.44	2.157.71
iShares MDAX (DE)	DE0005933923	EXS3	62.07	0.50 %	49.60	-19.57 %	53.03	168.09
Lyxor ETF DAX	LU0252633754	LYY7	298.38	0.15 %	13.90	-17.33 %	47.57	276.47

Equity Funds

Country Indices

	ISIN	Xetra Code	Ø Turnover/Month Q4 in € m	Management- Fee	XLM ²⁾ Dec. 08 in Bp	Performance ¹⁾ Q4	NAV in € 31 Dec. 08	Assets u. M. ³⁾ in € m
US								
ComStage ETF Dow Jones Ind. Average TR	LU0378437502	C010	5.15	0.45 %	73.77	-20.97 %	60.93	108.21
ComStage ETF MSCI USA Large Cap TRN	LU0392495882	X021	0.04	0.25 %	28.85	-	42.20	5.57
ComStage ETF MSCI USA Mid Cap TRN	LU0392495965	X022	0.10	0.35 %	28.71	-	35.45	5.97
ComStage ETF MSCI USA Small Cap TRN	LU0392496005	X023	0.66	0.35 %	113.01	-	8.20	6.02
ComStage ETF MSCI USA TRN	LU0392495700	X020	0.96	0.25 %	28.16	-	14.23	22.49
ComStage ETF NASDAQ-100	LU0378449770	C011	1.24	0.25 %	46.14	-24.37 %	8.41	67.00
db x-tracker MSCI USA TRN Index ETF	LU0274210672	DBXU	58.84	0.30 %	27.95	-21.54 %	14.83	1,553.04
ETFlab MSCI USA LC	DE000ETFL094	EL4I	4.16	0.30 %	60.78	-19.56 %	43.61	22.80
ETFS Russell 1000 Fund	DE000A0Q8ND6	ETLY	0.06	0.35 %	155.21	-	13.27	1.75
ETFS Russell 2000 Fund	DE000A0Q8NE4	ETLZ	0.27	0.45 %	127.36	-	12.92	5.12
iShares DJ Industrial Average (DE)	DE0006289390	EXI3	29.83	0.50 %	83.14	-18.22 %	62.17	137.95
iShares Nasdaq 100 (DE)	DE000A0F5UF5	EXXT	16.25	0.30 %	84.03	-22.07 %	8.61	90.91
iShares S&P 500	DE0002643889	IUSA	160.06	0.40 %	22.57	-21.74 %	6.49	3,602.22
Lyxor ETF Dow Jones Industrial Average	FR0007056841	DJAM	8.65	0.50 %	50.44	-14.08 %	61.70	387.18
Lyxor ETF MSCI USA	FR0010296061	LYYB	9.62	0.35 %	51.61	-17.73 %	59.87	236.85
Lyxor ETF Nasdaq 100	FR0007063177	LYMS	4.00	0.30 %	98.88	-17.99 %	3.42	54.23
PowerShares EQQQ Fund	IE0032077012	EQQQ	8.28	0.20 %	87.35	-0.67 %	21.47	296.90
UBS-ETF MSCI USA	LU0136234654	FRC2	10.01	0.50 %	146.63	-21.84 %	61.69	131.31
Japan								
ComStage ETF MSCI Japan TRN	LU0392495452	X017	0.17	0.45 %	20.97	-	23.90	5.49
ComStage ETF Nikkei 225	LU0378453376	C020	2.62	0.45 %	57.46	-7.15 %	7.05	21.88
ComStage ETF TOPIX	LU0392496773	C021	0.15	0.45 %	74.07	-	6.73	21.51
db x-tracker MSCI Japan TRN Index ETF	LU0274209740	DBXJ	23.73	0.50 %	38.81	-8.11 %	24.15	539.88
ETFlab MSCI Japan LC	DE000ETFL102	EL4J	1.31	0.50 %	81.20	-11.03 %	36.80	25.96
iShares MSCI Japan	DE000A0DPMW9	IQJQ	25.44	0.59 %	61.85	-10.75 %	6.66	1,863.64
iShares Nikkei 225 (DE)	DE000A0H08D2	EXX7	35.55	0.50 %	62.71	-7.15 %	7.04	260.84
Lxor ETF Japan (Topix)	FR0010245514	LYY4	11.64	0.50 %	74.66	-10.46 %	67.42	284.36
UBS-ETF MSCI Japan	LU0136240974	FRC5	4.47	0.50 %	397.61	-8.58 %	20.95	210.70
Australia								
db x-trackers S&P /ASX 200 ETF	LU0328474803	DX2S	10.21	0.50 %	110.53	-27.09 %	12.38	28.88
Brasil								
db x-trackers MSCI Brazil TRN Index ETF	LU0292109344	DBX6	24.49	0.65 %	140.43	-37.03 %	21.26	43.03
iShares MSCI Brazil	DE000A0HG2M1	IQQB	15.91	0.74 %	162.41	-37.04 %	19.38	337.72
Lyxor ETF Brazil (IBOVESPA)	FR0010408799	LYMG	29.67	0.65 %	140.67	-32.01 %	11.13	105.20
China								
db x-trackers FTSE/XINHUA China 25 ETF	LU0292109856	DBX9	17.08	0.60 %	71.37	-23.45 %	14.38	108.95
iShares DJ China Offshore 50 (DE)	DE000A0F5UE8	EXXU	4.68	0.60 %	163.31	-14.58 %	19.05	24.72
iShares FTSE/Xinhua China 25	DE000A0DPMY5	IQQC	10.67	0.74 %	137.61	-14.27 %	58.27	600.70
Lyxor ETF China Enterprise	FR0010204081	L8I1	36.19	0.65 %	119.15	-10.84 %	71.69	318.62
Greece								
Lyxor ETF MSCI Greece	FR0010405431	LYMH	0.48	0.45 %	170.20	-39.24 %	5.25	5.50
Great Britain								
db x-trackers FTSE 100 ETF	LU0292097234	DBXX	9.91	0.30 %	130.47	-25.35 %	4.68	138.99
db x-trackers FTSE 250 ETF	LU0292097317	DBXY	0.42	0.35 %	29.90	-33.41 %	6.71	10.45
db x-trackers FTSE All-Share ETF	LU0292097747	DBXZ	0.05	0.40 %	72.06	-26.81 %	2.33	43.39
iShares FTSE 100 (DE)	DE0006289408	EXI4	13.10	0.50 %	156.25	-28.83 %	44.80	78.65
UBS-ETF FTSE 100	LU0136242590	FRC6	0.42	0.50 %	283.10	-24.62 %	45.42	44.70
Hong Kong								
Lyxor ETF Hong Kong (HSI)	FR0010361675	LYME	15.54	0.65 %	198.84	-18.03 %	13.18	70.64
India								
db x-trackers S&P CNX Nifty ETF	LU0292109690	DBX7	6.94	0.85 %	66.14	-27.67 %	44.06	61.24
Lyxor ETF MSCI India	FR0010361683	LYMD	13.08	0.85 %	167.36	-26.12 %	5.46	267.21
Italy								
db x-tracker S&P/MIB Index ETF	LU0274212538	DBXI	3.75	0.30 %	43.29	-23.12 %	19.80	10.89
Malaysia								
Lyxor ETF MSCI Malaysia	FR0010397554	LYQE	0.07	0.65 %	210.34	-	6.71	5.36
Austria								
ComStage ETF ATX	LU0392496690	C031	0.35	0.25 %	34.42	-	17.00	10.42
iShares ATX (DE)	DE000A0D8Q23	EXXX	13.91	0.30 %	70.51	-36.50 %	17.69	23.09
Russia								
ComStage ETF MSCI Russia 30% Capped TRN	LU0392495536	X018	0.27	0.60 %	138.25	-	56.91	4.69
db x-trackers MSCI Russia Capped Index ETF	LU0322252502	DBXV	19.23	0.65 %	228.80	-50.04 %	9.89	68.25
Lyxor ETF Russia (DJ Rusindex Titans 10)	FR0010326140	LYYE	31.85	0.65 %	166.03	-43.16 %	13.38	158.42
Market Access DAXglobal Russia Index Fund	LU0269999958	M9SJ	2.64	0.70 %	547.09	-50.93 %	16.83	11.96
Switzerland								
ComStage ETF SMI	LU0392496427	C030	0.15	0.25 %	21.63	-	36.99	20.51

Equity Funds

Country Indices

	ISIN	Xetra Code	Ø Turnover/Month	Management-	XLM ²⁾	Performance ¹⁾	NAV in €	Assets u. M. ³⁾
			Q4 in € m	Fee	Dec. 08 in Bp	Q4	31 Dec. 08	in € m
Switzerland								
db x-trackers SLI ETF	LU0322248146	DXSO	0.28	0.35 %	25.10	-14.36 %	53.13	5.30
db x-trackers SMI ETF	LU0274221281	DBXS	48.64	0.30 %	52.31	-11.32 %	37.48	185.75
iShares SMI (DE)	DE0005933964	EXI1	18.56	0.50 %	40.15	-10.12 %	37.17	53.53
South Afrika								
Lyxor ETF South Africa (FTSE JSE Top 40)	FR0010464446	LYMV	2.53	0.65 %	108.40	-17.27 %	14.75	28.94
Market Access FTSE/JSE Afr. Top 40 Index Fund	LU0270000028	M9SK	0.56	0.70 %	109.38	-19.81 %	15.30	6.15
South Korea								
db x-trackers MSCI Korea TRN Index ETF	LU0292100046	DBX8	6.28	0.65 %	94.96	-25.88 %	19.59	34.03
iShares MSCI Korea	DE000A0HG2L3	IQQK	5.74	0.74 %	104.62	-26.82 %	12.66	75.35
Lyxor ETF MSCI Korea	FR0010361691	LYMC	10.35	0.65 %	216.23	-26.83 %	17.13	32.71
Taiwan								
ComStage ETF MSCI Taiwan TRN	LU0392495619	X019	0.01	0.60 %	88.42	-	6.50	5.79
db x-trackers MSCI Taiwan TRN Index ETF	LU0292109187	DBX5	6.96	0.65 %	78.53	-23.18 %	6.76	33.35
iShares MSCI Taiwan	DE000A0HG2K5	IQQT	4.19	0.74 %	87.06	-23.86 %	13.68	107.29
Lyxor ETF MSCI Taiwan	FR0010444786	LYQD	0.03	0.65 %	234.43	-	4.01	7.02
Thailand								
Lyxor ETF MSCI Thailand	FR0010398719	LYQF	0.17	0.65 %	247.82	-	3.83	2.88
Turkey								
iShares MSCI Turkey	DE000A0LGQN1	IQQ5	1.75	0.74 %	133.35	-37.80 %	13.02	52.95
Lyxor ETF Turkey (DJ Turkey Titans 20)	FR0010326256	LYYG	4.25	0.65 %	192.36	-36.53 %	21.70	68.43
Market Access DJ Turkey Titans 20 Index Fund	LU0269999362	M9SE	0.96	0.60 %	259.50	-36.29 %	67.76	3.39
Vietnam								
db x-trackers FTSE Vietnam ETF	LU0322252924	DXS7	6.97	0.85 %	120.24	-34.70 %	22.93	57.54

Equity Funds

Regional Indices

	ISIN	Xetra Code	Ø Turnover/Month	Management-	XLM ²⁾	Performance ¹⁾	NAV in €	Assets u. M. ³⁾
			Q4 in € m	Fee	Dec. 08 in Bp	Q4	31 Dec. 08	in € m
Afrika								
Lyxor ETF Pan Africa	FR0010636464	LYQH	0.61	0.85 %	353.19	-	6.09	18.29
Asia								
iShares MSCI AC Far East ex-Japan	DE000A0HGZS9	IQQF	21.27	0.74 %	107.61	-20.17 %	17.28	682.38
Lyxor ETF MSCI AC Asia-Pacific Ex Japan	FR0010312124	LYYC	12.73	0.65 %	153.70	-24.02 %	17.75	107.41
Lyxor ETF MSCI Asia APEX 50	FR0010652867	LYQI	2.09	0.50 %	126.11	-	34.53	14.11
Market Access DAXglobal Asia Index Fund	LU0259323235	M9SF	1.00	0.70 %	237.64	-22.42 %	16.30	6.19
Emerging Markets								
ComStage ETF MSCI EM Eastern Europe TRN	LU0392495379	X016	0.12	0.60 %	48.28	-	17.81	5.93
db x-trackers MSCI EM Asia TRN Index ETF	LU0292107991	DBX2	17.19	0.65 %	70.67	-3.47 %	13.81	169.89
db x-trackers MSCI EM EMEA TRN Index ETF	LU0292109005	DBX4	5.99	0.65 %	77.64	-40.95 %	13.14	35.07
db x-trackers MSCI EM LATAM TRN Index ETF	LU0292108619	DBX3	17.45	0.65 %	98.38	-33.51 %	20.81	55.53
db x-trackers MSCI Em. Markets TRN Ind. ETF	LU0292107645	DBX1	52.92	0.65 %	61.15	-27.02 %	14.69	1.438.46
db x-trackers S&P Select Frontier ETF	LU0328476410	DXZ2	1.53	0.95 %	742.61	-41.31 %	5.73	15.06
iShares FTSE BRIC 50	DE000A0MSAE7	IQQ9	5.83	0.74 %	157.47	-34.13 %	11.51	93.56
iShares MSCI Emerging Markets	DE000A0HGZT7	IQQE	41.31	0.74 %	68.00	-26.26 %	16.11	996.57
Lyxor ETF MSCI EM Latin America	FR0010410266	LYM0	4.84	0.65 %	255.00	-29.01 %	14.78	35.36
Lyxor ETF MSCI Emerging Markets	FR0010429068	LYM7	11.37	0.65 %	189.19	-25.33 %	4.01	88.34
Market Access DAXglobal BRIC Index Fund	LU0269999792	M9SH	3.48	0.70 %	218.56	-30.86 %	23.57	13.43
Europe								
ComStage ETF DJ STOXX 600 TR	LU0378434582	C060	7.78	0.20 %	43.81	-22.73 %	30.33	147.40
ComStage ETF MSCI Europe Large Cap TRN	LU0392496187	X024	0.04	0.25 %	19.64	-	39.80	7.78
ComStage ETF MSCI Europe Mid Cap TRN	LU0392496260	X025	0.12	0.35 %	32.99	-	31.83	7.83
ComStage ETF MSCI Europe Small Cap TRN	LU0392496344	X026	0.44	0.35 %	103.06	-	9.80	7.94
ComStage ETF MSCI Europe TRN	LU0392494646	X011	0.36	0.25 %	26.05	-	22.66	54.67
db x-tracker MSCI Europe TRN Index ETF	LU0274209237	DBXA	47.97	0.30 %	35.20	-21.99 %	22.99	812.80
db x-trackers MSCI Eur. Mid Cap TRN Ind. ETF	LU0322253732	DX2I	0.78	0.40 %	47.34	-26.44 %	32.40	5.41
db x-trackers MSCI Eur. Sm. Cap TRN Ind. ETF	LU0322253906	DX2J	3.35	0.40 %	47.81	-30.04 %	9.77	122.87
ETFlab MSCI Europe LC	DE000ETFLO86	EL4H	0.38	0.30 %	31.16	-22.26 %	51.14	20.69
iShares DJ STOXX 50	IE0008470928	EUN1	157.25	0.35 %	17.02	-21.01 %	20.83	981.15
iShares DJ STOXX 50 (DE)	DE0005933949	EXW3	123.41	0.50 %	33.21	-21.78 %	20.83	318.04
iShares DJ STOXX 600 (DE)	DE0002635307	EXSA	84.03	0.19 %	46.67	-22.51 %	20.03	506.43
iShares DJ STOXX Large 200 (DE)	DE0005933980	EXSC	1.96	0.19 %	67.01	-21.76 %	21.90	27.90
iShares DJ STOXX Mid 200 (DE)	DE0005933998	EXSD	8.02	0.19 %	94.17	-24.94 %	16.91	59.94
iShares DJ STOXX Small 200 (DE)	DE000A0D8Q27	EXSE	5.89	0.19 %	64.05	-28.18 %	10.32	35.23

Equity Funds

Regional Indices

	ISIN	Xetra Code	Ø Turnover/Month Q4 in € m	Management- Fee	XLM ²⁾ Dec. 08 in Bp	Performance ¹⁾ Q4	NAV in € 31 Dec. 08	Assets u. M. ³⁾ in € m
Europe								
iShares MSCI Europe	DE000A0M5X28	IQQU	8.05	0.35 %	26.62	-22.18 %	12.78	237.54
iShares MSCI Europe ex-UK	DE000A0J2094	IQQU	18.56	0.40 %	23.74	-20.41 %	16.54	4.42
Lyxor ETF MSCI Europe	FR0010261198	LYY5	14.01	0.35 %	45.42	-21.15 %	69.34	814.58
Eurozone								
ComStage ETF DJ EURO STOXX 50 TR	LU0378434079	C050	50.09	0.10 %	11.89	-19.82 %	36.65	228.02
ComStage ETF MSCI EMU TRN	LU0392494729	X012	0.09	0.25 %	39.01	-	12.82	7.96
db x-tracker DJ EURO STOXX 50 ETF	LU0274211217	DBXE	321.08	0.15 %	10.48	-18.85 %	24.84	1,224.84
db x-trackers DJ EURO STOXX ETF Ant. "1C"	LU0380865021	DXET	66.22	0.15 %	15.09	-18.85 %	24.68	192.48
ETFlab DJ EURO STOXX 50	DE000ETFLO29	EL4B	45.18	0.15 %	13.70	-19.48 %	24.35	241.60
iShares DJ EURO STOXX (DE)	DE000A0D8Q07	EXSI	45.64	0.19 %	43.16	-20.63 %	22.62	304.53
iShares DJ EURO STOXX 50	IE0008471009	EUN2	556.09	0.15 %	14.57	-19.34 %	24.55	3,699.24
iShares DJ EURO STOXX 50 (DE)	DE0005933956	EXW1	1,352.05	0.15 %	11.49	-19.36 %	24.74	3,354.46
iShares DJ EURO STOXX MidCap	DE000A0DPMX7	IQQM	2.17	0.40 %	24.27	-22.84 %	25.78	83.50
iShares DJ EURO STOXX SmallCap	DE000A0DPMZ2	IQQS	2.49	0.40 %	26.95	-25.86 %	15.49	101.94
iShares FTSEurofirst 100	DE000A0DPM16	IQQ1	1.11	0.40 %	19.30	-23.20 %	17.24	56.19
iShares FTSEurofirst 80	DE000A0DPM08	IQQ8	0.80	0.40 %	16.41	-21.92 %	7.51	71.62
Lyxor ETF DJ EURO STOXX 50	FR0007054358	LYSX	181.41	0.25 %	14.90	-21.41 %	24.66	5,284.57
Lyxor ETF MSCI EMU	FR0007085501	LYQC	0.90	0.35 %	47.14	-	29.40	171.41
Lyxor ETF MSCI EMU Small Cap	FR0010168773	LYY1	3.25	0.40 %	51.52	-25.45 %	96.62	47.44
UBS-ETF DJ EURO STOXX 50	LU0136234068	FRC1	19.05	0.30 %	35.70	-19.03 %	24.63	256.27
UBS-ETF DJ EURO STOXX 50 I	LU0155367302	FRC7	1.32	0.10 %	90.62	-19.02 %	24,753.00	177.90
UBS-ETF MSCI EMU	LU0147308422	FS2G	2.79	0.50 %	169.71	-21.10 %	73.19	48.47
XMTCH (Lux) on MSCI EMU Large Cap	LU0154139132	XMHA	22.55	0.40 %	63.06	-21.15 %	70.03	812.00
Global								
ComStage ETF MSCI World TRN	LU0392494562	X010	1.72	0.40 %	29.30	-	15.02	157.22
db x-tracker MSCI World TRN Index ETF	LU0274208692	DBXW	61.87	0.45 %	35.56	-20.97 %	15.43	1,259.21
iShares DJ Global Titans 50 (DE)	DE0006289382	EXI2	3.96	0.50 %	205.28	-19.80 %	13.85	42.62
iShares MSCI World	DE000A0HGZR1	IQQW	48.50	0.50 %	53.50	-21.28 %	14.30	1,685.75
Lyxor ETF MSCI World	FR0010315770	LYYA	21.41	0.45 %	85.40	-19.24 %	65.19	349.37
UBS-ETF MSCI World	LU0340285161	UWRD	2.71	0.40 %	226.29	-19.41 %	94.22	24.28
Latin America								
iShares MSCI Latin America	DE000A0NAOK7	IUSC	3.15	0.74 %	132.86	-32.68 %	9.49	41.33
North America								
ComStage ETF MSCI North America TRN	LU0392494992	X013	0.91	0.25 %	54.38	-	15.73	46.79
iShares MSCI North America	DE000A0J2060	IQQN	16.69	0.40 %	35.85	-22.65 %	12.76	7.56
Eastern Europe								
iShares DJ STOXX EU Enlarged 15 (DE)	DE000A0D8Q15	EXSJ	2.97	0.50 %	60.83	-38.90 %	16.71	25.58
iShares MSCI Eastern Europe	DE000A0HGZV3	IQQR	11.76	0.74 %	78.46	-43.55 %	11.49	141.87
Lyxor ETF Eastern Europe	FR0010204073	L8I2	22.54	0.50 %	120.32	-36.57 %	13.13	133.12
Pacifik								
ComStage ETF MSCI Pacific ex Japan TRN	LU0392495296	X015	0.33	0.60 %	55.66	-	15.56	8.20
ComStage ETF MSCI Pacific TRN	LU0392495023	X014	0.34	0.60 %	51.16	-	21.00	7.65
South-East Europe								
Market Access South-East Eur. Trad. Index Fund	LU0259329869	M9SG	0.21	0.80 %	217.49	-38.25 %	8.96	3.44

Equity Funds

Sector Indices

	ISIN	Xetra Code	Ø Turnover/Month Q4 in € m	Management- Fee	XLM ²⁾ Dec. 08 in Bp	Performance ¹⁾ Q4	NAV in € 31 Dec. 08	Assets u. M. ³⁾ in € m
Alternative Investments								
db x-trackers LPX MM Private Equity ETF	LU0322250712	DX2D	0.54	0.70 %	42.20	-51.57 %	11.40	3.65
db x-trackers S&P Global Infrastructure ETF	LU0322253229	DX2E	3.27	0.60 %	52.59	-16.90 %	15.70	40.16
Easy ETF NMX Infrastructure Europe	LU0315455286	IM2S	0.14	0.50 %	114.08	-16.24 %	19.14	1.48
Easy ETF NMX30 Infrastructure Global	LU0315440411	IM2R	1.72	0.50 %	179.41	-21.09 %	18.11	16.51
ETFS DAXglobal Alternative Energy Fund	DE000A0Q8M94	ETLU	0.33	0.65 %	528.63	-	12.10	0.67
ETFS Janney Global Water Fund	DE000A0Q8M86	ETLV	0.04	0.65 %	296.33	-	25.95	1.36
ETFS S-Net ITG Global Agri Business Fund	DE000A0Q8NA2	ETLV	0.06	0.65 %	297.51	-	19.47	1.24
ETFS WNA Global Nuclear Energy Fund	DE000A0Q8M37	ETLN	0.03	0.65 %	282.85	-	15.32	0.81
iShares FTSE/Macquarie Global Infrastructure 100	DE000A0LGQM3	IQQI	13.50	0.65 %	74.33	-12.00 %	15.50	409.69
iShares S&P Global Clean Energy	DE000A0M5X10	IQQH	8.00	0.65 %	95.55	-43.74 %	8.48	60.32
iShares S&P Global Timber&Forestry	DE000A0NAOH3	IUSB	1.52	0.65 %	56.67	-34.37 %	8.45	0.14
iShares S&P Global Water	DE000A0MSAG2	IQQQ	3.49	0.65 %	58.41	-22.30 %	12.20	111.60
iShares S&P Listed Private Equity	DE000A0MSAF4	IQQL	0.12	0.75 %	70.40	-51.41 %	5.34	31.01

Equity Funds

Sector Indices

	ISIN	Xetra Code	Ø Turnover/Month Q4 in € m	Management- Fee	XLM ²⁾ Dec. 08 in Bp	Performance ¹⁾ Q4	NAV in € 31 Dec. 08	Assets u. M. ³⁾ in € m
Alternative Investments								
Lyxor ETF New Energy	FR0010524777	LYM9	5.30	0.60 %	208.21	-34.16 %	18.83	41.23
Lyxor ETF PRIVEX	FR0010407197	LYM4	0.48	0.70 %	147.53	-45.69 %	2.52	14.63
Lyxor ETF World Water	FR0010527275	LYM8	1.99	0.60 %	147.78	-17.95 %	12.07	28.98
PowerShares Global Clean Energy Fund	IE00B23D9133	6PSG	0.82	1.00 %	102.56	-36.57 %	4.15	2.60
PowerShares Global Listed Private Equity Fund	IE00B23D8Z06	6PSE	0.01	1.00 %	73.19	-48.89 %	3.40	1.07
PowerShares Palisades Global Water Fund	IE00B23D9026	6PSF	0.14	1.00 %	40.52	-17.75 %	5.30	3.32
SGAM ETF Private Equity LPX50	FR0010413518	LSK6	0.51	0.70 %	136.70	-53.86 %	3.95	5.25
Automobiles & Parts								
ComStage ETF DJ STOXX 600 Autom. & P. TR	LU0378435043	C061	0.19	0.25 %	21.43	-24.19 %	28.26	8.29
iShares DJ STOXX 600 Autom. & P. (DE)	DE0006344716	EXV5	6.16	0.50 %	55.91	-22.70 %	19.92	6.13
iShares DJ STOXX 600 Autom. & P. Swap (DE)	DE000A0D8Q56	EXXA	1.36	0.30 %	46.43	-22.73 %	28.66	31.53
Lyxor ETF DJ STOXX 600 Automobiles & Parts	FR0010344630	LYYN	2.30	0.30 %	87.07	-23.49 %	19.93	13.30
Banks								
ComStage ETF DJ STOXX 600 Banks TR	LU0378435399	C062	9.07	0.25 %	22.47	-44.26 %	25.81	27.49
db x-trackers DJ STOXX 600 Banks ETF	LU0292103651	DXSF	25.39	0.30 %	40.07	-42.89 %	26.74	69.79
iShares DJ EURO STOXX Banks (DE)	DE0006289309	EXX1	22.40	0.50 %	47.28	-40.20 %	14.92	93.44
iShares DJ STOXX 600 Banks (DE)	DE0006289341	EXV1	54.34	0.50 %	50.53	-42.67 %	15.18	169.71
iShares DJ STOXX 600 Banks Swap (DE)	DE000A0D8Q64	EXXB	7.78	0.30 %	51.04	-42.91 %	26.73	49.34
Lyxor ETF DJ STOXX 600 Banks	FR0010345371	LYYP	12.11	0.30 %	74.00	-42.22 %	15.04	178.45
Basic Resources								
ComStage ETF DJ STOXX 600 B. Resources TR	LU0378435472	C063	5.83	0.25 %	47.37	-41.89 %	39.79	23.21
db x-trackers DJ STOXX 600 B. Resources ETF	LU0292100806	DXSC	12.54	0.30 %	39.12	-42.47 %	41.24	9.69
iShares DJ STOXX 600 Basic Resources (DE)	DE0006344724	EXV6	40.79	0.50 %	65.07	-42.38 %	25.00	151.88
iShares DJ STOXX 600 Basic Res. Swap (DE)	DE000A0D8Q72	EXXC	5.99	0.30 %	48.65	-42.70 %	40.88	53.36
Lyxor ETF DJ STOXX 600 Basic Resources	FR0010345389	LYYX	5.80	0.30 %	89.44	-39.98 %	24.70	40.87
Market Access AMEX Gold Bugs Indexfonds	LU0259322260	M9SD	17.10	0.70 %	153.92	-2.99 %	89.72	45.80
Chemicals								
ComStage ETF DJ STOXX 600 Chemicals TR	LU0378435555	C064	0.53	0.25 %	21.43	-22.58 %	49.57	7.17
iShares DJ STOXX 600 Chemicals (DE)	DE0006344732	EXV7	7.08	0.50 %	52.12	-20.15 %	32.17	15.45
iShares DJ STOXX 600 Chemicals Swap (DE)	DE000A0D8Q80	EXXD	1.28	0.30 %	45.32	-20.14 %	52.06	46.81
Lyxor ETF DJ STOXX 600 Chemicals	FR0010345470	LYYY	1.05	0.30 %	48.69	-19.07 %	32.16	23.58
Construction & Materials								
ComStage ETF DJ STOXX 600 Con. & Mat. TR	LU0378435639	C065	0.59	0.25 %	20.42	-14.90 %	30.69	8.04
iShares DJ STOXX 600 Con. & Materials (DE)	DE0006344740	EXV8	4.67	0.50 %	66.89	-14.10 %	20.60	13.79
iShares DJ STOXX 600 Con. & Mat. Swap (DE)	DE000A0F5T02	EXXE	2.60	0.30 %	47.37	-14.24 %	31.49	65.21
Lyxor ETF DJ STOXX 600 Con. & Materials	FR0010345504	LYYZ	2.47	0.30 %	97.21	-12.62 %	20.42	11.31
Financial Services								
ComStage ETF DJ STOXX 600 Fin. Services TR	LU0378435712	C066	0.23	0.25 %	29.30	-27.23 %	29.59	6.83
iShares DJ STOXX 600 Financial Services (DE)	DE0006344773	EXH2	4.38	0.50 %	65.82	-29.42 %	18.26	12.27
iShares DJ STOXX 600 Fin. Services Swap (DE)	DE000A0F5T10	EXXF	1.30	0.30 %	47.07	-29.38 %	29.78	37.22
Lyxor ETF DJ STOXX 600 Financial Services	FR0010345363	LYMA	0.69	0.30 %	103.03	-26.44 %	18.28	13.39
Food & Beverage								
ComStage ETF DJ STOXX 600 Food & Bev. TR	LU0378435803	C067	0.47	0.25 %	24.11	-13.88 %	34.29	8.87
db x-trackers DJ STOXX 600 Food & Bev. ETF	LU0292105359	DXSK	3.75	0.30 %	23.11	-14.59 %	35.01	11.20
iShares DJ STOXX 600 Food & Beverage (DE)	DE0006344781	EXH3	9.78	0.50 %	48.67	-14.82 %	23.16	21.89
iShares DJ STOXX 600 Food & Bev. Swap (DE)	DE000A0F5T28	EXXG	2.14	0.30 %	46.48	-14.89 %	34.81	51.87
Lyxor ETF DJ STOXX 600 Food & Beverage	FR0010344861	LYYR	1.59	0.30 %	55.03	-12.34 %	23.15	24.75
Health Care								
ComStage ETF DJ STOXX 600 Health Care TR	LU0378435985	C068	2.31	0.25 %	21.53	-7.33 %	42.95	46.93
db x-trackers DJ STOXX 600 Health Care ETF	LU0292103222	DXSE	14.86	0.30 %	23.10	-8.88 %	43.26	36.77
iShares DJ EURO STOXX Health Care (DE)	DE0006289333	EXX4	1.50	0.50 %	38.94	-8.87 %	35.54	12.11
iShares DJ STOXX 600 Health Care (DE)	DE0006289374	EXV4	26.18	0.50 %	54.43	-8.94 %	32.20	160.06
iShares DJ STOXX 600 Health Care Swap (DE)	DE000A0F5T36	EXXH	5.12	0.30 %	43.42	-8.90 %	43.17	111.85
Lyxor ETF DJ STOXX 600 Health Care	FR0010344879	LYYS	4.24	0.30 %	44.34	-6.74 %	32.09	110.78
Industrial Goods & Services								
ComStage ETF DJ STOXX 600 Ind. G. & S. TR	LU0378436017	C069	0.03	0.25 %	28.60	-23.64 %	25.66	7.23
db x-trackers DJ STOXX 600 Ind. Goods ETF	LU0292106084	DXSL	1.89	0.30 %	27.64	-22.89 %	26.44	13.22
iShares DJ STOXX 600 Ind. Goods & Serv. (DE)	DE0006344799	EXH4	4.78	0.50 %	68.31	-22.95 %	18.00	19.53
iShares DJ STOXX 600 Ind. G. & S. Swap (DE)	DE000A0F5T44	EXXI	0.61	0.30 %	48.77	-22.98 %	26.37	64.09
Lyxor ETF DJ STOXX 600 Ind. Goods & Serv.	FR0010344887	LYYT	0.38	0.30 %	70.65	-21.42 %	17.98	31.72
Insurance								
ComStage ETF DJ STOXX 600 Insurance TR	LU0378436108	C070	0.31	0.25 %	21.17	-25.53 %	19.58	37.01
db x-trackers DJ STOXX 600 Insurance ETF	LU0292105193	DXSJ	4.15	0.30 %	33.34	-25.20 %	20.25	12.86
iShares DJ STOXX 600 Insurance (DE)	DE0006289416	EXH5	12.86	0.50 %	56.93	-25.22 %	13.58	96.06
iShares DJ STOXX 600 Insurance Swap (DE)	DE000A0F5T51	EXXJ	1.78	0.30 %	49.99	-25.37 %	20.15	77.53
Lyxor ETF DJ STOXX 600 Insurance	FR0010344903	LYYQ	1.96	0.30 %	91.15	-23.44 %	13.49	46.53

Equity Funds

Sector Indices

	ISIN	Xetra Code	Ø Turnover/Month Q4 in € m	Management- Fee	XLM ²⁾ Dec. 08 in Bp	Performance ¹⁾ Q4	NAV in € 31 Dec. 08	Assets u. M. ³⁾ in € m
Media								
ComStage ETF DJ STOXX 600 Media TR	LU0378436363	C071	0.02	0.25 %	21.71	-8.84 %	19.30	8.35
iShares DJ STOXX 600 Media (DE)	DE0006289424	EXH6	1.96	0.50 %	66.31	-10.50 %	13.55	9.04
iShares DJ STOXX 600 Media Swap (DE)	DE000A0F5T69	EXXK	1.71	0.30 %	51.29	-10.54 %	19.36	44.13
Lyxor ETF DJ STOXX 600 Media	FR0010344929	LYYU	0.73	0.30 %	84.93	-8.29 %	13.50	11.61
Oil & Gas								
ComStage ETF DJ STOXX 600 Oil & Gas TR	LU0378436447	C072	4.89	0.25 %	15.87	-16.43 %	45.61	39.33
db x-trackers DJ STOXX 600 Oil & Gas ETF	LU0292101796	DXSD	10.76	0.30 %	19.93	-16.67 %	46.16	36.01
iShares DJ STOXX 600 Oil & Gas (DE)	DE0006344765	EXH1	24.73	0.50 %	52.17	-16.67 %	26.99	100.88
iShares DJ STOXX 600 Oil & Gas Swap (DE)	DE000A0F5T77	EXXL	5.47	0.30 %	39.06	-16.77 %	45.91	89.50
Lyxor ETF DJ STOXX 600 Oil & Gas	FR0010344960	LYMB	4.29	0.30 %	44.33	-15.33 %	26.89	82.06
Personal & Household Goods								
ComStage ETF DJ STOXX 600 Pers. & H. G. TR	LU0378436520	C073	0.00	0.25 %	17.03	-21.22 %	36.23	8.01
iShares DJ STOXX 600 Pers. & H. Goods (DE)	DE0006289432	EXH7	4.22	0.50 %	77.18	-21.87 %	23.90	17.03
iShares DJ STOXX 600 P. & H. G. Swap (DE)	DE000A0F5T85	EXXM	2.55	0.30 %	48.16	-21.88 %	36.27	43.05
Lyxor ETF DJ STOXX 600 Pers. & Hous. Goods	FR0010344978	LYYV	0.78	0.30 %	62.98	-20.69 %	23.81	31.99
Real Estate								
ComStage ETF DJ STOXX 600 Real Estate TR	LU0378436793	C074	0.12	0.25 %	40.35	-	10.22	8.09
EasyETF EPRA Eurozone	LU0192223062	IM2A	0.92	0.45 %	143.92	-29.26 %	118.13	197.54
iShares DJ STOXX 600 Real Estate (DE)	DE000A0H0751	EXI5	2.21	0.45 %	73.19	-36.31 %	8.49	11.52
iShares DJ STOXX Americas 600 R. Estate (DE)	DE000A0H0769	EXI6	0.67	0.70 %	259.86	-41.03 %	6.90	2.72
iShares DJ STOXX Asia Pac. 600 R. Estate (DE)	DE000A0H0777	EXI7	0.84	0.70 %	188.57	-18.26 %	7.03	8.59
iShares FTSE EPRA/NAREIT Asia Prop. Y. Fund	DE000A0LGQJ9	IQQ4	2.93	0.59 %	89.19	-22.90 %	10.62	78.61
iShares FTSE EPRA/NAREIT Gl. Prop. Y. Fund	DE000A0LGQL5	IQQ6	5.43	0.59 %	71.64	-33.85 %	9.03	73.44
iShares FTSE EPRA/NAREIT US Prop. Y. Fund	DE000A0LGQK7	IQQ7	6.39	0.40 %	45.38	-39.86 %	9.18	50.63
iShares FTSE/EPRA Europ. Property Index Fund	DE000A0HG2Q2	IQQP	6.98	0.40 %	45.10	-25.47 %	16.92	189.09
Retail								
ComStage ETF DJ STOXX 600 Retail TR	LU0378436876	C075	0.21	0.25 %	21.94	-14.72 %	28.48	8.29
iShares DJ STOXX 600 Retail (DE)	DE0006289440	EXH8	3.20	0.50 %	81.50	-16.28 %	18.26	14.71
iShares DJ STOXX 600 Retail Swap (DE)	DE000A0F5T93	EXXN	1.06	0.30 %	48.04	-16.24 %	28.26	70.70
Lyxor ETF DJ STOXX 600 Retail	FR0010344986	LYYI	0.55	0.30 %	71.88	-14.99 %	18.26	23.45
Technology								
ComStage ETF DJ STOXX 600 Technology TR	LU0378437098	C076	0.08	0.25 %	26.58	-23.50 %	19.49	20.15
db x-trackers DJ STOXX 600 Technology ETF	LU0292104469	DXSH	2.14	0.30 %	24.02	-23.29 %	19.74	11.45
iShares DJ EURO STOXX Technology (DE)	DE0006289325	EXX3	1.79	0.50 %	51.43	-22.93 %	19.09	6.72
iShares DJ STOXX 600 Technology (DE)	DE0006289366	EXV3	7.92	0.50 %	45.46	-23.40 %	15.32	27.60
iShares DJ STOXX 600 Technology Swap (DE)	DE000A0F5UA6	EXXP	1.57	0.30 %	51.34	-23.40 %	19.64	47.85
iShares TecDAX (DE)	DE0005933972	EXS2	16.09	0.50 %	75.51	-26.02 %	4.92	55.81
Lyxor ETF DJ STOXX 600 Technology	FR0010344796	LYYW	0.78	0.30 %	64.92	-22.83 %	15.28	14.38
Telecommunication								
ComStage ETF DJ STOXX 600 Telecom. TR	LU0378437171	C077	0.22	0.25 %	13.62	-4.25 %	38.30	27.30
db x-trackers DJ STOXX 600 Telecom. ETF	LU0292104030	DXSG	3.95	0.30 %	18.82	-6.15 %	38.10	19.05
iShares DJ EURO STOXX Telecom. (DE)	DE0006289317	EXX2	3.12	0.50 %	42.51	-0.94 %	40.15	23.41
iShares DJ STOXX 600 Telecom. (DE)	DE0006289358	EXV2	11.03	0.50 %	42.32	-7.11 %	23.77	55.56
iShares DJ STOXX 600 Telecom. Swap (DE)	DE000A0F5UB4	EXXQ	5.92	0.30 %	46.46	-6.19 %	38.04	102.83
Lyxor ETF DJ STOXX 600 Telecommunications	FR0010344812	LYYK	6.38	0.30 %	40.18	-5.02 %	23.67	58.33
Travel & Leisure								
ComStage ETF DJ STOXX 600 Trav. & Leis. TR	LU0378437254	C078	0.10	0.25 %	22.41	-18.27 %	13.88	7.19
iShares DJ STOXX 600 Travel & Leisure (DE)	DE0006344757	EXV9	1.94	0.50 %	102.34	-19.90 %	9.42	6.15
iShares DJ STOXX 600 Trav. & Leis. Swap (DE)	DE000A0F5UC2	EXXR	0.35	0.30 %	67.31	-20.03 %	13.93	33.11
Lyxor ETF DJ STOXX 600 Travel & Leisure	FR0010344838	LYYL	0.42	0.30 %	100.71	-17.63 %	9.30	11.00
Utilities								
ComStage ETF DJ STOXX 600 Utilities TR	LU0378437338	C079	2.21	0.25 %	19.91	-18.57 %	59.20	39.70
db x-trackers DJ STOXX 600 Utilities ETF	LU0292104899	DXSI	5.55	0.30 %	18.48	-16.36 %	61.80	11.44
iShares DJ STOXX 600 Utilities (DE)	DE0006289457	EXH9	15.90	0.50 %	62.30	-17.15 %	34.11	74.61
iShares DJ STOXX 600 Utilities Swap (DE)	DE000A0F5UD0	EXXS	2.52	0.30 %	44.01	-16.56 %	61.79	83.15
Lyxor ETF DJ STOXX 600 Utilities	FR0010344853	LYYM	2.71	0.30 %	118.38	-15.26 %	34.05	47.83

Bond Funds

	ISIN	Xetra Code	Ø Turnover/Month Q4 in € m	Management- Fee	XLM ²⁾ Dec. 08 in Bp	Performance ¹⁾ Q4	NAV in € 31 Dec. 08	Assets u. M. ³⁾ in € m
Money Market								
ComStage ETF CB EONIA Index TR	LU0378437684	C100	50.04	0.10 %	4.24	0.74 %	101.24	202.66
ComStage ETF CB FED Funds Eff. Rate Ind. TR	LU0378437767	C101	2.61	0.10 %	26.51	-1.09 %	70.48	43.08
db x-trackers II EONIA TR Index ETF	LU0290358497	DBXT	882.34	0.15 %	0.48	0.77 %	137.40	4,794.02
db x-trackers II EONIA TRI ETF 1D	LU0335044896	DX22	34.96	0.15 %	3.33	-1.44 %	134.55	172.22
db x-trackers II FED Funds Eff. Rate TRI ETF	LU0321465469	DXSZ	18.27	0.15 %	32.26	-0.60 %	120.69	78.68
db x-trackers II SONIA TRI ETR	LU0321464652	DXS1	3.61	0.15 %	20.79	-20.42 %	184.25	9.01
iShares eb.rexx Money Market	DE000A0Q4RZ9	EXVM	239.56	0.12 %	7.43	1.31 %	98.15	927.45
Lyxor ETF Euro Cash	FR0010510800	L8I3	123.53	0.15 %	1.25	0.81 %	105.07	2,442.90
Credit Derivatives								
db x-trackers II iTraxx Cross. 5-year TR Ind.	LU0290359032	DBXM	8.51	0.24 %	45.10	-11.56 %	89.54	196.44
db x-trackers II iTraxx Eur. 5-year TR Index	LU0290358653	DXSQ	10.91	0.18 %	27.03	-1.10 %	102.04	175.99
db x-trackers II iTraxx Eur. Sen. Fin. 5-year TRI	LU0378819295	DBZD	0.10	0.18 %	34.04	-	104.08	10.41
db x-trackers II iTraxx Eur. Sub. Fin. 5-year TRI	LU0378819378	DBZE	0.04	0.21 %	49.01	-	101.87	3.06
db x-trackers II iTraxx HiVol 5-year TR Ind. ETF	LU0290358737	DBXL	1.98	0.21 %	51.19	-7.53 %	93.82	47.01
EasyETF - iTraxx Crossover	LU0281436138	IM2H	0.36	0.25 %	103.13	-11.31 %	88.81	37.07
EasyETF - iTraxx Europe HiVol	LU0281436302	IM2I	0.29	0.20 %	104.79	-7.49 %	93.43	187.00
Jumbos								
db x-trackers II iBoxx € Germany Cov. TRI	LU0321463506	DXSW	15.25	0.15 %	7.91	4.35 %	152.99	78.87
iShares eb.rexx Jumbo Pfandbriefe (DE)	DE0002635265	EXHE	100.88	0.09 %	9.91	2.96 %	105.07	944.04
Lyxor ETF EuroMTS Covered Bond Aggregate	FR0010481127	LRX2	1.01	0.17 %	42.66	5.52 %	107.79	53.90
Government Bonds								
db x-trackers II Em. Markets Liq. Eurobond Ind.	LU0321462953	DXSU	2.94	0.55 %	147.28	-8.98 %	172.39	13.83
db x-trackers II iBoxx € Infl.-Linked TR Ind.	LU0290358224	DBXK	8.56	0.20 %	44.13	0.06 %	154.60	99.01
db x-trackers II iBoxx € Sov. Euroz. 10-15 TR	LU0290357333	DBXC	8.02	0.15 %	25.28	6.57 %	163.64	91.05
db x-trackers II iBoxx € Sov. Euroz. 1-3 TR	LU0290356871	DBXP	64.59	0.15 %	5.35	3.17 %	146.70	475.72
db x-trackers II iBoxx € Sov. Euroz. 15+ TR	LU0290357507	DBXF	3.56	0.15 %	39.00	9.37 %	172.30	35.28
db x-trackers II iBoxx € Sov. Euroz. 25+ TR	LU0290357846	DBXG	3.51	0.15 %	47.12	12.60 %	176.15	26.34
db x-trackers II iBoxx € Sov. Euroz. 3-5 TR	LU0290356954	DBXQ	22.39	0.15 %	8.03	4.90 %	154.40	354.16
db x-trackers II iBoxx € Sov. Euroz. 5-7 TR	LU0290357176	DBXR	36.82	0.15 %	12.48	6.26 %	160.91	279.18
db x-trackers II iBoxx € Sov. Euroz. 7-10 TR	LU0290357259	DBXB	4.21	0.15 %	17.55	6.70 %	164.02	112.98
db x-trackers II iBoxx € Sov. Euroz. TR	LU0290355717	DBXN	14.41	0.15 %	14.04	5.83 %	158.02	389.59
db x-trackers II iBoxx Gl. Infl.-Link. TR Hedged	LU0290357929	DBXH	17.49	0.25 %	68.48	-2.46 %	151.38	171.32
iShares \$ TIPS	DE000A0LGQF7	IJUST	4.05	0.25 %	61.53	-1.81 %	103.82	274.37
iShares \$ Treasury Bond 1-3	DE000A0J2078	IUSU	13.60	0.20 %	14.01	3.67 %	93.47	247.01
iShares \$ Treasury Bond 7-10	DE000A0LGQB6	IUSM	7.60	0.20 %	33.17	12.38 %	131.19	190.50
iShares € Government Bond 1-3	DE000A0J21A7	IBCA	29.65	0.20 %	8.45	3.06 %	134.71	332.10
iShares € Government Bond 15-30	DE000A0LGQC4	IBCL	6.73	0.20 %	30.12	6.94 %	158.97	106.28
iShares € Government Bond 3-5	DE000A0LGQD2	IBCN	28.34	0.20 %	9.46	3.65 %	144.14	246.94
iShares € Government Bond 7-10	DE000A0LGQH3	IBCM	32.76	0.20 %	10.04	6.23 %	154.36	293.48
iShares € Inflation Linked Bond	DE000A0HG2S8	IBCI	14.32	0.25 %	27.83	0.37 %	165.34	248.71
iShares eb.rexx Gov. Germany (DE)	DE0006289465	EXHA	119.55	0.15 %	6.94	6.44 %	138.26	501.76
iShares eb.rexx Gov. Germany 1.5-2.5 (DE)	DE0006289473	EXHB	148.21	0.15 %	9.27	3.58 %	102.43	1,058.61
iShares eb.rexx Gov. Germany 10.5+ (DE)	DE000A0D8Q31	EXX6	56.46	0.15 %	28.71	14.31 %	133.84	204.19
iShares eb.rexx Gov. Germany 2.5-5.5 (DE)	DE0006289481	EXHC	111.72	0.15 %	8.51	5.80 %	111.06	727.78
iShares eb.rexx Gov. Germany 5.5-10.5 (DE)	DE0006289499	EXHD	117.20	0.15 %	8.16	8.35 %	121.72	1,240.20
iShares iBoxx € Liq. Sov. Cap. 1.5-10.5 (DE)	DE000A0H0785	EXHF	15.30	0.15 %	13.06	5.25 %	108.44	122.02
iShares iBoxx € Liq. Sov. Capped 1.5-2.5 (DE)	DE000A0H0793	EXHG	15.88	0.15 %	12.83	2.28 %	101.82	117.23
iShares iBoxx € Liq. Sov. Capped 10.5+ (DE)	DE000A0H08C4	EXHK	8.75	0.15 %	28.23	9.13 %	109.01	21.82
iShares iBoxx € Liq. Sov. Capped 2.5-5.5 (DE)	DE000A0H08A8	EXHH	12.59	0.15 %	13.57	3.03 %	106.83	71.65
iShares iBoxx € Liq. Sov. Cap. 5.5-10.5 (DE)	DE000A0H08B6	EXHJ	23.81	0.15 %	15.02	5.27 %	108.38	265.02
Lyxor ETF EuroMTS 10-15Y	FR0010037242	LYQ6	3.28	0.17 %	21.45	6.42 %	127.62	223.35
Lyxor ETF EuroMTS 1-3Y	FR0010222224	LYQ2	31.43	0.17 %	10.55	2.97 %	111.51	1,159.75
Lyxor ETF EuroMTS 15+Y	FR0010481093	LRX1	0.17	0.17 %	34.26	9.71 %	114.92	57.46
Lyxor ETF EuroMTS 3-5Y	FR0010037234	LYQ3	34.79	0.17 %	11.41	4.52 %	120.31	1,142.97
Lyxor ETF EuroMTS 5-7Y	FR0010411413	LYM5	16.10	0.17 %	15.23	5.94 %	112.90	609.70
Lyxor ETF EuroMTS 7-10Y	FR0010411439	LYM6	9.93	0.17 %	17.15	6.48 %	112.67	619.73
Lyxor ETF EuroMTS Global	FR0010028860	LYQ1	2.78	0.17 %	21.34	5.69 %	124.91	1,155.50
Lyxor ETF EuroMTS Inflation Linked	FR0010174292	LYQ7	16.97	0.20 %	45.97	-0.41 %	107.55	268.89
PowerShares EuroMTS Cash 3 Months Fund	IE00B3BPCH51	PJEU	1.68	0.15 %	7.48	-	100.26	69.18
Corporate Bonds								
iShares \$ Corporate Bond	DE000A0DPYYO	IBCD	3.92	0.20 %	161.10	14.23 %	68.29	176.88
iShares € Corporate Bond	DE0002511243	IBCS	61.00	0.20 %	62.53	3.93 %	111.56	1,496.00

Commodity Funds

	ISIN	Xetra Code	Ø Turnover/Month	Management-	XLM ²⁾	Performance ¹⁾	NAV in €	Assets u. M. ³⁾
			Q4 in € m	Fee	Dec. 08 in Bp	Q4	31 Dec. 08	in € m
db x-trackers DBLCl - OY Balanced ETF	LU0292106167	DXSM	27.02	0.55 %	129.28	-31.04 %	23.54	292.76
Easy ETF GSAL	LU0252701189	IM2G	14.95	0.45 %	59.86	-16.27 %	74.65	48.12
EasyETF GS Ultra-Light Energy	LU0246046329	IM2F	8.47	0.45 %	43.01	-27.97 %	167.58	11.39
EasyETF GSCI	LU0203243414	IM2E	21.75	0.45 %	105.01	-46.41 %	27.92	75.78
EasyETF GSNE	LU0230484932	IM2B	12.26	0.45 %	45.18	-19.93 %	137.85	35.87
EasyETF S&P GSCI Light Energy Dynamic TR	LU0309198074	IM2K	1.72	0.45 %	243.75	-29.93 %	196.45	3.73
iShares DJ-AIG Commodity Swap (DE)	DE000A0H0728	EXXY	15.25	0.45 %	76.74	-32.85 %	21.73	68.89
Lyxor ETF Commodities CRB	FR0010270033	LYY6	17.88	0.35 %	64.87	-35.50 %	14.97	111.53
Lyxor ETF Commodities CRB Non-Energy	FR0010346205	LYYH	1.53	0.35 %	78.53	-20.84 %	12.57	46.53
Market Access J. Rogers Int. Com. Index Fund	LU0249326488	M9SA	17.32	0.50 %	84.32	-37.71 %	17.97	73.69
Market Access RICI-Agriculture Indexfonds	LU0259321452	M9SB	5.16	0.85 %	52.79	-16.92 %	78.88	38.73
Market Access RICI-Metals Indexfonds	LU0259320728	M9SC	2.09	0.85 %	49.86	-28.87 %	64.34	8.90

Currency Funds

	ISIN	Xetra Code	Ø Turnover/Month	Management-	XLM ²⁾	Performance ¹⁾	NAV in €	Assets u. M. ³⁾
			Q4 in € m	Fee	Dec. 08 in Bp	Q4	31 Dec. 08	in € m
db x-trackers Currency Carry ETF	LU0328474126	DX2N	0.68	0.30 %	59.18	-17.56 %	41.85	13.39
db x-trackers Currency Momentum ETF	LU0328474043	DX2M	0.48	0.30 %	46.20	23.44 %	43.15	4.32
db x-trackers Currency Returns ETF	LU0328474472	DX2P	0.64	0.30 %	42.67	5.73 %	46.32	33.12
db x-trackers Currency Valuation ETF	LU0328473748	DX2L	0.12	0.30 %	43.72	11.49 %	45.57	3.65

Strategy Funds

	ISIN	Xetra Code	Ø Turnover/Month	Management-	XLM ²⁾	Performance ¹⁾	NAV in €	Assets u. M. ³⁾
			Q4 in € m	Fee	Dec. 08 in Bp	Q4	31 Dec. 08	in € m
Derivative Strategy								
Lyxor ETF DAXplus Covered Call	LU0252635023	LYY9	1.95	0.40 %	87.74	-12.71 %	40.73	12.21
Lyxor ETF DAXplus Protective Put	LU0288030280	LYMT	6.45	0.40 %	103.24	-3.83 %	34.92	13.97
Lyxor ETF DJ EURO STOXX 50 Buywrite	FR0010389205	LYM3	1.32	0.40 %	107.48	-10.72 %	10.33	28.59
Dividend Strategy								
ComStage ETF DJ EURO STOXX S. Div. 30 TR	LU0378434236	C051	6.93	0.25 %	55.42	-27.42 %	19.04	96.14
db x-trackers DJ EURO STOXX Sel. Div. 30 ETF	LU0292095535	DXSA	5.00	0.30 %	36.25	-27.92 %	13.90	20.16
db x-trackers DJ STOXX Gl. Sel. Div. 100 ETF	LU0292096186	DXSB	7.67	0.50 %	46.68	-28.03 %	13.44	30.52
ETFlab DJ EURO STOXX Select Dividend 30	DE000ETFLO78	EL4G	1.14	0.30 %	55.47	-28.75 %	13.58	17.97
iShares DivDAX (DE)	DE0002635273	EXSB	41.47	0.30 %	31.44	-16.86 %	9.22	146.73
iShares DJ Asia Pacific Select Dividend 30 (DE)	DE000A0H0744	EXXW	3.57	0.30 %	238.02	-37.09 %	13.67	28.58
iShares DJ Asia/Pacific Select Dividend	DE000A0J2086	IQQX	2.06	0.59 %	76.32	-33.96 %	11.77	0.45
iShares DJ EURO STOXX Select Dividend	DE000A0HG2P4	IQQA	3.30	0.40 %	16.60	-28.58 %	14.60	247.06
iShares DJ EURO STOXX Select Div. 30 (DE)	DE0002635281	EXSG	24.89	0.30 %	48.29	-27.66 %	13.86	331.05
iShares DJ STOXX Select Dividend 30 (DE)	DE0002635299	EXSH	5.84	0.30 %	72.59	-28.40 %	11.80	34.01
iShares DJ STOXX US Select Dividend (DE)	DE000A0D8Q49	EXX5	6.60	0.30 %	115.72	-20.95 %	21.32	19.27
iShares FTSE UK Dividend Plus	DE000A0HG2R0	IQQD	6.15	0.40 %	18.17	-36.81 %	5.73	172.35
Lyxor ETF DJ STOXX Select Dividend 30	FR0010378604	LYMF	1.15	0.30 %	83.14	-27.68 %	11.47	43.14
Fundamental Strategy								
Lyxor ETF FTSE RAFI Europe	FR0010400770	LYQ8	1.10	0.60 %	47.49	-22.73 %	31.85	11.36
Lyxor ETF FTSE RAFI Eurozone	FR0010400788	LYQ9	0.54	0.60 %	60.25	-21.06 %	34.55	6.50
Lyxor ETF FTSE RAFI Japan	FR0010400796	LYQB	0.46	0.60 %	121.73	-10.39 %	25.54	14.30
Lyxor ETF FTSE RAFI US 1000	FR0010400804	LYQA	0.95	0.60 %	75.94	-19.98 %	24.39	23.40
PowerShares FTSE RAFI Dev. 1000 Fund	IE00B23D8W74	6PSB	0.11	1.00 %	44.92	-20.97 %	6.13	2.56
PowerShares FTSE RAFI Dev. Eur. M.-Sm. F.	IE00B23D8Y98	6PSD	0.14	1.00 %	41.53	-30.70 %	4.87	1.53
PowerShares FTSE RAFI Europe Fund	IE00B23D8X81	6PSC	0.01	1.00 %	29.26	-24.37 %	5.20	7.06
PowerShares FTSE RAFI US 1000 Fund	IE00B23D8S39	6PSA	0.01	1.00 %	42.54	-23.55 %	4.12	10.77
Leverage Strategy								
ComStage ETF DJ EURO STOXX 50 Lev. TR	LU0392496930	C053	0.30	0.35 %	51.14	-	12.91	11.28
Lyxor ETF LevDAX	LU0252634307	LYY8	127.24	0.40 %	27.66	-38.87 %	27.63	112.80
Lyxor ETF Leveraged DJ EURO STOXX 50	FR0010468983	LYMZ	30.66	0.40 %	63.04	-46.10 %	13.62	86.46
Credit Derivative Short Strategy								
db x-trackers II iTraxx Cross. 5-year Sh. TRI	LU0321462870	DXST	1.51	0.24 %	40.93	14.27 %	122.92	17.92
db x-trackers II iTraxx Eur. 5-year Short TRI	LU0321462102	DXSR	0.14	0.18 %	26.81	2.60 %	111.41	3.37
db x-trackers II iTraxx Eur. S. F. 5-year Sh. TRI	LU0378819709	DBZG	0.01	0.18 %	31.76	-	109.74	3.29
db x-trackers II iTraxx HiVol 5-year Sh. TRI	LU0321462441	DXSS	0.62	0.21 %	41.45	9.48 %	120.28	6.04
db x-trackers II iTraxxEurope Subordinated	LU0378819881	DBZH	0.00	0.21 %	45.03	-	111.21	3.34

Strategy Funds

	ISIN	Xetra Code	Ø Turnover/Month Q4 in € m	Management- Fee	XLM ²⁾ Dec. 08 in Bp	Performance ¹⁾ Q4	NAV in € 31 Dec. 08	Assets u. M. ³⁾ in € m
Sustainability Strategy								
iShares DJ EURO STOXX Sustainability 40 (DE)	DE000A0F5UG3	EXXV	4.40	0.40 %	52.00	-18.11 %	8.23	24.67
Quantitative Strategy								
PowerShares Dynamic Europe Fund	IE00B23D9570	6PSK	0.01	1.00 %	33.93	-31.64 %	4.55	4.56
PowerShares Dyn. Global Dev. Markets Fund	IE00B23D9463	6PSJ	0.03	1.00 %	93.57	-30.59 %	3.33	1.93
PowerShares Dynamic US Market Fund	IE00B23D9240	6PSH	0.25	1.00 %	33.75	-18.83 %	4.52	26.27
Shariah-conform Strategy								
db x-trackers DJ Isl. Market Titans 100 ETF	LU0328475529	DX2W	0.03	0.50 %	34.56	-10.40 %	15.43	4.29
db x-trackers S&P 500 Shariah ETF	LU0328475362	DX2T	0.31	0.50 %	48.61	-13.38 %	6.34	3.70
db x-trackers S&P Europe 350 Shariah ETF	LU0328475107	DX2T	0.01	0.50 %	24.77	-15.23 %	7.73	3.87
db x-trackers S&P Japan 500 Shariah ETF	LU0328475289	DX2U	0.05	0.50 %	35.22	-9.25 %	6.68	3.71
iShares Emerging Market Islamic	DE000A0NA0M3	IUSE	0.02	0.85 %	82.86	-28.40 %	8.08	0.02
iShares MSCI US Islamic	DE000A0NA0N1	IUSF	0.00	0.50 %	25.81	-18.09 %	12.64	11.01
iShares MSCI World Islamic	DE000A0NA0L5	IUSD	0.03	0.60 %	65.43	-17.58 %	11.71	0.14
Short Strategy								
ComStage ETF DJ EURO STOXX 50 Short TR	LU0392496856	C052	0.28	0.35 %	10.26	-	48.88	36.97
db x-trackers DJ EURO STOXX 50 Short ETF	LU0292106753	DXSP	571.29	0.40 %	10.39	13.37 %	47.17	391.51
db x-trackers DJ STOXX 600 Banks Short ETF	LU0322249037	DXS8	6.80	0.50 %	461.71	55.23 %	61.08	24.90
db x-trackers DJ STOXX 600 H. Care Sh. ETF	LU0322249466	DXS9	0.75	0.50 %	24.38	5.11 %	50.75	4.06
db x-trackers DJ STOXX 600 O. & Gas Sh. ETF	LU0322249623	DX2A	4.65	0.50 %	19.11	4.04 %	35.17	12.31
db x-trackers DJ STOXX 600 Techn. Short ETF	LU0322250043	DX2B	5.35	0.50 %	22.41	20.72 %	36.60	13.91
db x-trackers DJ STOXX 600 Telecom. Sh. ETF	LU0322250126	DX2C	3.50	0.50 %	22.62	0.79 %	34.90	5.24
db x-trackers FTSE 100 Short ETF	LU0328473581	DX2K	1.01	0.50 %	75.84	5.54 %	12.86	19.27
db x-trackers II Sh. iBoxx € Sov. Eurozone TRI	LU0321463258	DXSV	1.82	0.15 %	17.48	-4.22 %	116.93	12.87
db x-trackers S&P 500 Short ETF	LU0322251520	DXS3	38.53	0.50 %	120.06	15.62 %	53.41	51.97
db x-trackers ShortDAX ETF	LU0292106241	DXSN	862.82	0.40 %	9.06	11.42 %	87.99	430.29
Lyxor ETF Short Strategy Europe	FR0010589101	LYQG	0.95	0.40 %	69.75	-	118.78	24.66
Value/Growth Strategy								
db x-trackers Quirin Wealth Management TRI	LU0397221945	DBX0	14.37	0.72 %	101.05	-	93.82	29.08
ETFlab DJ STOXX Strong Growth 20	DE000ETFL037	EL4C	0.43	0.65 %	65.35	-25.41 %	11.42	17.96
ETFlab DJ STOXX Strong Style Composite 40	DE000ETFL052	EL4E	0.21	0.65 %	78.83	-24.65 %	10.85	20.37
ETFlab DJ STOXX Strong Value 20	DE000ETFL045	EL4D	0.29	0.65 %	74.51	-23.98 %	10.24	18.60
iShares DJ EURO STOXX Growth	DE000A0HG3L1	IQQG	2.93	0.40 %	13.16	-18.19 %	17.87	39.19
iShares DJ EURO STOXX Value	DE000A0HG2N9	IQQV	4.79	0.40 %	13.24	-23.01 %	17.56	42.18
Lyxor ETF MSCI EMU Growth	FR0010168765	LYY3	5.56	0.40 %	31.52	-19.06 %	59.37	101.52
Lyxor ETF MSCI EMU Value	FR0010168781	LYY2	6.64	0.40 %	74.53	-21.31 %	89.48	118.45

Active ETFs

	ISIN	Xetra Code	Ø Turnover/Month Q4 in € m	Management- Fee	XLM ²⁾ Dec. 08 in Bp	Performance ¹⁾ Q4	NAV in € 31 Dec. 08	Assets u. M. ³⁾ in € m
SGAM ETF Bear DJ EURO STOXX 50	FR0010424135	LSK7	1.20	0.60 %	32.93	0.09 %	60.36	24.14
SGAM ETF Leveraged DJ Euro STOXX 50	FR0010368506	LSK5	3.10	0.60 %	38.50	-0.31 %	16.20	33.86
SGAM ETF Xbear DJ EURO STOXX 50	FR0010424143	LSK8	1.58	0.60 %	96.83	0.15 %	77.04	k. A.

Contacts

Issuer ETFs



Kristian Klasen
+49-(0) 69-26 90-06 48
kristian.klasen@de.abnamro.com



Levente Kulcsar
+49-(0) 69-13 62-18 12
levente.kulcsar@commerzbank.com

db x-trackers



Thorsten Michalik
+49-(0) 69-9 10-3 7 28
thorsten.michalik@db.com



Marie-Pierre Ravoteur
+33 1-44 45-73 90
marie-pierre.ravoteur@axa-im.com



Thomas Pohlmann
+49 (0)89 327 29 - 33 20
thomas.pohlmann@etflab.de



Nigel Longley
+44-20-74 48-43 30
nigel.longley@etfsecurities.com



Markus Becker
+49-(0) 69-2 98 07-3 24
markus_becker@fra.invesco.com



Keshava Shastry
+44 20-76 68-84 96
keshava.shastry@barclaysglobal.com



Thomas Meyer-zu-Drewer
+49-69-7 17-44 44
thomas.meyer-zu-drewer@lyxor.com



Katrin Müller
+33-1-56 37-65 57
katrin.muller@sgam.com



Christian Gast
+41-44-2 34-75 19
christian.gast@ubs.com



Beat Rüegg
+41 44-3 33-64 80
beat.rueegg@credit-suisse.com

Issuer Active ETFs



Katrin Müller
+33-1-56 37-65 57
katrin.muller@sgam.com

Designated Sponsors

ABN Amro

Richard Freeman
+44-(0) 2 07-6 78 19 39
richard.freeman@uk.abnamro.com

ALL ENERGY TRADING BV

Niek van Rens
+31-(0) 6 15-54 97 29
niek.vanrens@alloptions.nl

ARCHELON DEUTSCHLAND GMBH

Holger Löser
+49-(0) 69 91 30-58 19
hloeser@archelon-de.com

Designated Sponsors
BANCA IMI S.P.A.

Francesco Riccardi
+39-(0) 2 72-6 12 0 89
francesco.riccardi@bancaimi.com

DZ BANK AG DT. ZENTRALGENOSSENS.BANK

Jürgen Scharnowske
+49-(0) 69-74 47-9 05 77
juergen.scharnowske@dzbank.de

NYENBURGH BEHEER B.V.

Bart Lijnse
+31-(0) 2 05-21 39-30
lijnse@nyenburgh.nl

BARCLAYS CAPITAL SECURITIES LTD.

Andrew Turner
+44-(0) 2 07-6 23-23 23
andrew.turner2@barcap.com

FLOW TRADERS B.V.

Jan De Bolle
+31-(0) 2 07-99 67-89
jan.de.bolle@flowtraders.com

OPTIVER V.O.F.

Sebastian Koeling
+31-(0) 2 05-3 19-0 00
sebastiankoeling@optiver.com

BAYERISCHE HYPO- UND VEREINSBANK AG

Paolo Giuliani
+44-(0) 2 07 8 26-69 21
paolo.giuliani@unicreditgroup.co.uk

GOLDMAN SACHS INTERNATIONAL. LONDON

Michael Winkelgrund
+44-(0) 2 07-55 23-4 75
michael.winkelgrund@gs.com

SOCIETE GENERALE S.A. FRANKFURT

Thierry Rakotomalala
+33-(0) 1 42-1 38-3 84
thierry.rakotomalala@sgcib.com

BNP PARIBAS ARBITRAGE SNC

Christian-Emmanuel Bonnet
+33-(0) 1-55 77-33 80
christian-emmanuel.bonnet@bnpparibas.com

INTERNATION MARKET MAKERS COMB. BV

Tom Voute
+31-(0) 2 07-9 88-5 29
tovo@imc.nl

SUSQUEHANNA INTERNATIONAL SECURITIES

John Keogh
+35-(0) 3 18-02 80-82
keogh@sig.com

COMMERZBANK AG

Frank Mohr
+49-(0) 69-13 62-25 12
frank.mohr@commerzbank.com

J.P.MORGAN SECURITIES LTD.

Christoph Hock
+44-(0) 2 07-7 79-34 81
hock_christoph@jpmorgan.com

TIMBER HILL (EUROPE) AG

Roger Ryff
+41-(0) 4 17-26 50 74
roger.ryff@interactivebrokers.ch

CREDIT SUISSE

Stephen Poetsch
+49-(0) 69 75 38-23 56
stephen.poetsch@csfb.com

MERRILL LYNCH INTERNATIONAL

Gebhard Klingenstein
+49-(0) 69-58 99-45 01
gebhard_klingenstein@ml.com

VAN DER MOOLEN EFFECTENSPECIALIST B.V.

Onno Porskamp
+31-(0) 2 05-3 56-4 00
curvalue@cybertrading.nl

DEUTSCHE BANK AG

Jürgen Krewinkel
+49-(0) 69-91 03-44 89
juergen-a.krewinkel@db.com

MORGAN STANLEY & CO. INTERNATIONAL PLC

Geoffrey Graig
+44-(0) 2 07-4 25-63 60
geoffreycraig@msdw.com

Turnover figures represent Xetra order book turnover. Average quarterly turnover data are from Deutsche Börse AG, unless otherwise specified.
More detailed information on XTF can be found on the Internet at: www.deutsche-boerse.com > Trading & Clearing > ETF Exchange Traded Funds > XTF / ETF.

- 1) The performance is based on the NAV (Net Asset Value) of the last trading day in the reporting month and the last trading day of the previous month. Source: Bloomberg
- 2) Based on an order volume of €25,000. The Xetra Liquidity Measure (XLM) quantifies liquidity costs for the immediate execution of both a buy order and sell order based on a given order volume.
- 3) Assets under Management. As of 31 December 2008

Note: Deutsche Börse AG carefully selects contributions from among those supplied to it by third parties. However, the respective author carries the sole responsibility for the content of his/her contribution. These articles do not reflect the opinion of Deutsche Börse AG. The information and notification contained herein are for information purposes only. None of the information contained herein constitutes an offer to sell or an advertisement for offers to purchase a security or any other product described herein. Deutsche Börse AG will accept no liability for the completeness or correctness of the information contained herein. Therefore, no one should rely on the information contained herein. Deutsche Börse AG will accept no liability for damages incurred because of actions taken on the basis of the information contained in these pages.

® Registered Trademark of Deutsche Börse AG